

Maintenance :

1. Don't look into the LED video light with eyes.
2. When replace accessories and maintain the equipment, make sure to disconnect the power supply.
3. Please store it in a dry and ventilated place at room temperature after using.
4. When it fails or gets wet, it can be used after repairing by professional person.
5. The product is one year warranty.

Precautions :

1. There is high-voltage electricity inside the machine, and non professionals are strictly prohibited from disassembling it.
2. It is strictly prohibited to touch or cover heating parts such as lamps to avoid burns and electric shock.
3. Don't look directly at the light source or irradiate the skin for a long time.

Common faults and Solution:

Fault	Solution
No electricity	Check power cable is damaged or not, the plug is inserted well or not, power switch is damaged or not.
With electricity, can not light up	LED bead maybe damaged (repaired by professional person)
Power switch can not work	Power switch is damaged (repaired by professional person)

NiceFoto®耐思

# 伞罩灯八角形 DP80-1000B

## 使用说明



感谢您选购耐思伞罩灯八角形 DP80-1000B

伞罩灯八角形DP80-1000B, 自带电源, 无需额外连接电源适配器, 即插即用, 快拆设计, 安装简单, 收纳方便, 布光利器, 八角形设计, 光线更加均匀, 阴影过渡更自然, 无论是带货直播, 视频创作还是产品拍摄, 它都能为您提供专业的光线效果, 助您轻松打造理想的拍摄环境。

### Shenzhen Nice Photographic Equipment Co.,Ltd

Add: No. 349, Pinglong east road, Pinghu street,  
Longgang district, Shenzhen, China.518111

Tel : +86-755-84709123  
Fax: +86-755-28753923  
URL: [www.sznicefoto.com](http://www.sznicefoto.com)  
E-mail: [Sales@nicefoto.cn](mailto:Sales@nicefoto.cn)



Website

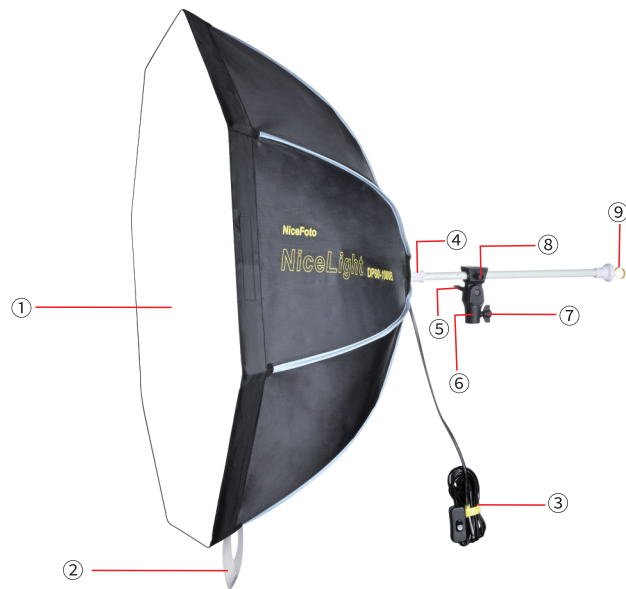
NO.2503

温馨提示: 为了您能更快的掌握操作本产品, 请您在操作之前仔细阅读本产品使用说明。

本说明书的技术参数规格是指在特定的工作环境和常温(23°C)下, 所测出计算数据。

本说明书的解释权归本公司所有, 本公司保留对使用说明书所描述的产品进行改进而不预先通知的权利; 本资料经过认真核对以求准确, 如有任何印刷翻译中可产生之误差, 本公司不承担因此产生的后果, 因产品不断升级, 不同批次产品可能有细微变化, 请以最新实物为准, 敬请谅解。

产品结构及功能按键说明：



①	柔光布	②	扎带
③	电源开关线	④	开合按钮
⑤	俯仰调节螺母	⑥	灯架座
⑦	灯架锁紧螺丝	⑧	止伞螺丝
⑨	挂绳		

产品安装与使用方法：

一、灯体安装

**撑开灯体：**  
打开扎带②，握住伞柄，向前推动开合按钮④，推到伞骨与伞柄连接的卡扣处，听到‘咔嚓’一声，表示灯体已经撑开。

**收纳灯体：**  
握住伞柄，先向前推动灯体，后按下开合按钮④，同时缓慢向后拉动伞柄，直到伞骨完全收拢，扎好扎带②，完成收拢。

注意：撑开和收拢灯体时，请勿用力过猛，以免损坏伞骨或灯体。





**Pitch adjustment:**  
Loosen the pitch adjustment nut ⑤, adjust the lamp body to the appropriate angle, and tighten the nut ⑤ again. Then loosen the locking screw ⑦ of the lamp holder and install on the light stand, tighten the lamp holder locking screw ⑦, and adjust the distance between the umbrella handle of the front and rear by loosening the umbrella locking screw ⑧.

**Hanging usage:**  
Lights can be hung/suspended using a Lanyard⑨.

2. Lamp body usage

**Power on/off:**  
After inserting the power switch cable ③ of the lamp body into the AC power socket and powering it on, turn the switch button to the ON state to turn on the light, and then press the switch button to turn off the light.

Package list:

			
Umbrella light=1PC	Lamp holder=1PC	Diffuser=1PC	Carry bag=1PC

Specification:

Model	DP80-1000B
Item No.	640384
Input voltage	AC220V Or AC110V
CRI	≥96
TLCI	≥96
CCT	5600K±200K
Luminous flux	11000LM
Power adjustment	No adjustment
Cooling way	Natural cooling
Folding Length	72cm
Umbrella depth	35cm
Umbrella cover diameter	Ø80
Package size / weight	10x10x71cm/1.2kg

Structure & function:



①	Diffuser	②	Ribbon
③	Power switch cable	④	Opening and folding button
⑤	Pitch adjustment nut	⑥	Lamp holder
⑦	Locking screw	⑧	Umbrella locking screw
⑨	Lanyard		

Installation and Usage:

1.Installation of lamp body

Open the lamp body:

Open ribbon ②, hold the umbrella handle, push the opening and folding button ④ forward, and push it to the buckle where the umbrella ribs and handle are connected. If you hear a 'click' sound, it indicates that the light bodyAlready stretched out.

Fold lamp body:

Grasp the umbrella handle, first push the lamp body forward, then press the opening and folding button ④, while slowly pulling the umbrella handle backward until the umbrella ribs are completely retracted, and tie the ribbon ②,Complete the gathering.

Note:: When opening and folding the lamp body, do not apply too much force to avoid damaging the umbrella ribs or lamp body.

灯体俯仰调节:

拧松俯仰调节螺母⑤,将灯体调整到合适的角度,并把螺母⑤重新拧紧,再把灯架锁紧螺丝⑦拧松,放入到灯架后,拧紧灯架锁紧螺丝⑦,通过拧松止伞螺丝⑧可以调节伞柄前后距离。

悬挂使用:

可以通过挂绳⑨,悬挂/吊挂使用灯光。

二、灯体使用

开机/关机:

将灯体电源开关线③插入AC电源插座通电后,将开关按键打到ON状态,灯光开启,将开关按键打到OFF状态,灯光关闭。

出厂配置清单:



灯体=1台



灯架座=1个



柔光布=1块



收纳袋=1个

产品详细参数:

型号	DP80-1000B
货号	640384
灯体输入电压	AC220V或AC110V
显色指数	≥96
电视照明一致性指数	≥96
色温	5600K±200K
光通量	11000LM
功率调节	不可调节
散热	自然散热
收拢长度	72cm
伞罩深度	35cm
伞罩直径	Ø80
包装体积/重量	10x10x71cm/1.2kg

维护与保养：

- 1. 不能把影视灯正对眼睛使用。
- 2. 在更换附件和保养本机时, 务必先断开电源。
- 3. 使用完毕后, 请存放在常温、通风、干燥的地方。
- 4. 产品发生故障或受潮后, 需经专业人员检修后, 方可继续使用。
- 5. 本机售后免费保修1年。

注意事项：

- 1. 机内有高压电, 严禁非专业人士进行拆卸。
- 2. 严禁触摸或覆盖灯管等发热部位, 以免灼伤、触电。
- 3. 请勿长时间直视光源或长时间照射皮肤。

常见故障及处理方法：

故障	处理方法
不通电	检查是否连接好AC电源
通电, 灯体不亮	可能灯珠损坏(请专业人员检修)
开关按键无反应	开关按键损坏(请专业人员检修)

深圳市耐思摄影器材有限公司

地 址：深圳市龙岗区平湖街道平龙东路349号  
电 话：0755-28753927  
传 真：0755-28753923  
网 址：www.nicefoto.cn  
E-mail：nice@nicefoto.cn



官网二维码



微信公众号

NiceFoto

Umbrella light  
DP80-1000B  
User Manual



Thanks so much for choosing NiceFoto umbrella light DP80-1000B

Octagonal umbrella Light DP80-1000B, comes with a power supply, no need to connect an additional power adapter, plug and play, quick release design, easy installation, fold Convenient,lighting tool, octagonal design, more uniform light, natural shadow transition, whether it's live streaming,video creation or product shooting.It can provide you with professional lighting effects, helping you easily create the ideal shooting environment.

Warm tips: In order to master the operation of this product more quickly, please read the instructions carefully before operation.

The technical parameters and specifications of this manual refer to the calculated data measured under a specific working environment and normal temperature (23°C).

The right to interpret this manual belongs to our company. Our company reserves the right to improve the products described in the manual without prior notice; this information has been carefully checked for accuracy. If there are any errors in the printing and translation, our company will not bear the consequences. Due to the continuous upgrading of products, there may be slight changes in different batches of products.